

Rayat Shikshan Sanstha's
Arts, Science and Commerce College, Ramanandnagar (Burli)
Tal-Palus, Dist. - Sangli (M.S.) India.

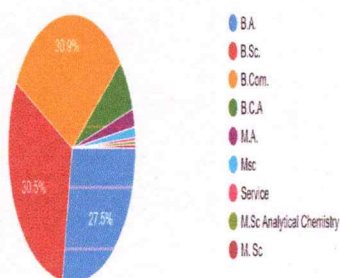
Report on,
Students Feedback On College
Academic Year 2019-2020

Feedback is one of the most effective teaching and learning strategies and has an immediate impact on learning progress. We are collecting feedback from our students personally. We have designed a special feedback form on college.

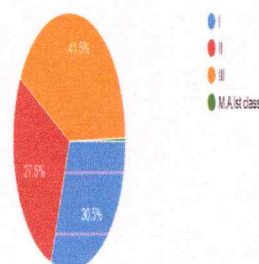
✚ Respondent Profile

The respondent sample is broadly representative of the student population with respect to class, and course. There are 27.5% from B.A., 30.9% from B. Com., 30.5% from B.Sc., 6.3% from B.C.A., 2.2% from M.Sc., 2.2% from M.A. and 0.4% from service respondents in the survey sample. Most of the respondent students are from Bachelor's Degree (95.2%), students from Master Degree 4.4% students and students from service 0.4% students.

Course
236 responses

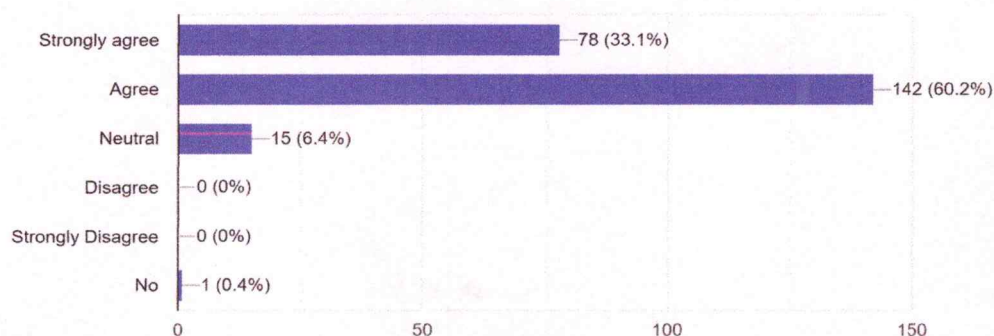


Class
236 responses



Que.1 The prescribed book/reading materials are available in the library/seminar

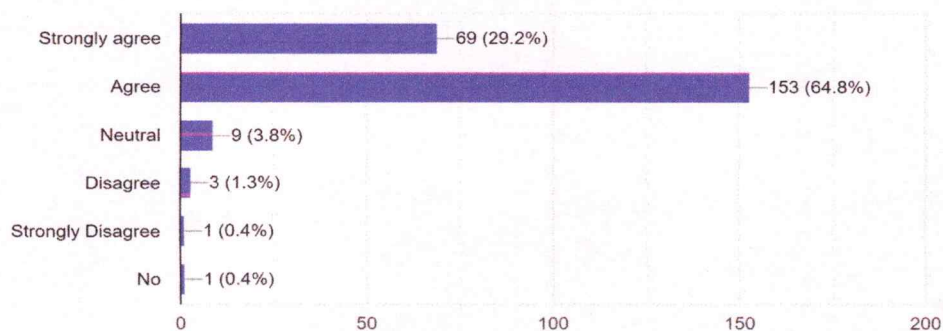
The prescribed book/reading materials are available in the library/seminar
236 responses



The above graph shows students opinion about the prescribed books/reading materials are available in the library/ seminar.33.1% of the students strongly agree.60.2% of the students agree. 6.4 % of the students are neutral and 0.4 % of the students have said that no prescribed books/reading materials are available in the library/seminar.

Que.2 Reading room & amp; Common room are available in the faculty/College building.

Reading room & amp; Common room are available in the faculty/College building
236 responses



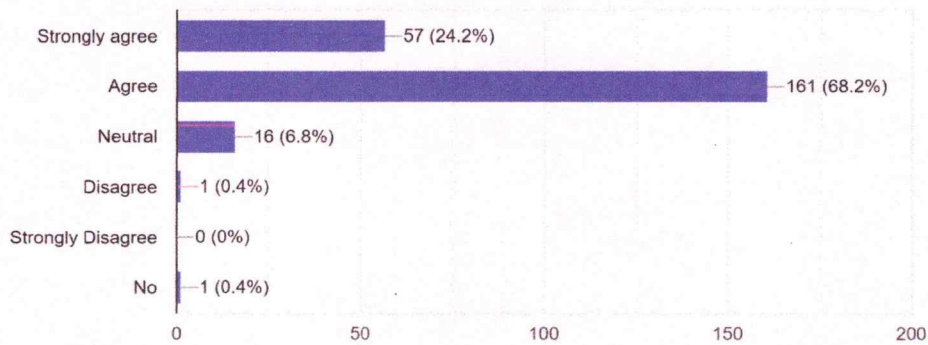
According to above graph 29.2% of the students strongly agree. 64.8% of the students agree. 3.8% of the students are neutral. 1.3 % of the students disagree to reading room & amp; Common room is available in the faculty/ College building.



Que.3 Available reading space in library/seminar is satisfactory.

Available reading space in library/seminar is satisfactory.

236 responses

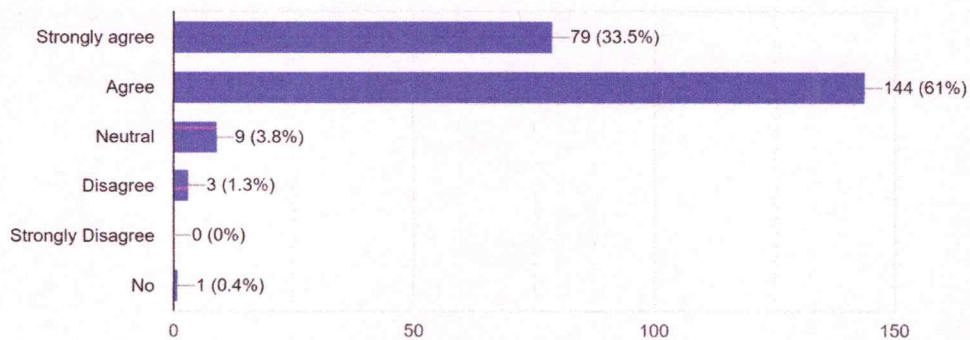


The above graph shows students opinion about available reading space in library/seminar is satisfactory. 24.2% of the students strongly agree. 68.2% of the students agree.6.8% of the students are neutral.0.4% of the students disagree to available reading space in library/seminar is satisfactory.0.4 % of the students have said that satisfactory reading space is not available in library/seminar.

Que.4 The library/seminar staff is cooperative and helpful.

The library/ seminar staff are cooperative and helpful

236 responses

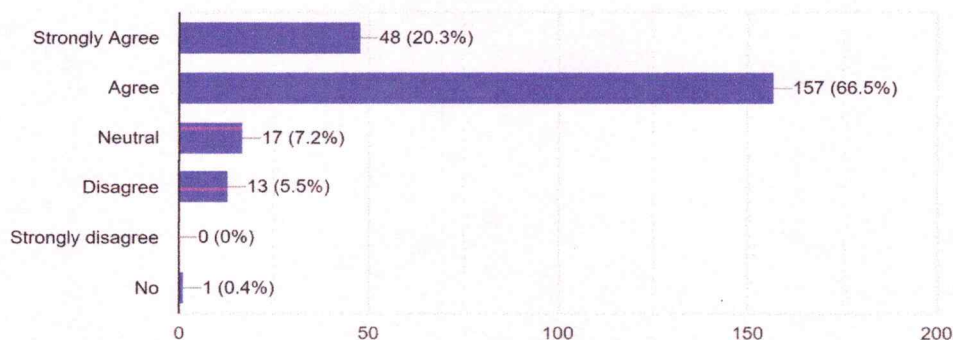


The above graph shows 33.5% of the students strongly agree.61% of the students agree. 3.8% of the students are neutral. 1.3% of the students are disagree to the library/seminar staff are cooperative and helpful. 0.4 % of the students have said that no library/seminar staff are cooperative and helpful.



Que.5 Photocopying facility in the library/department is available and satisfactory

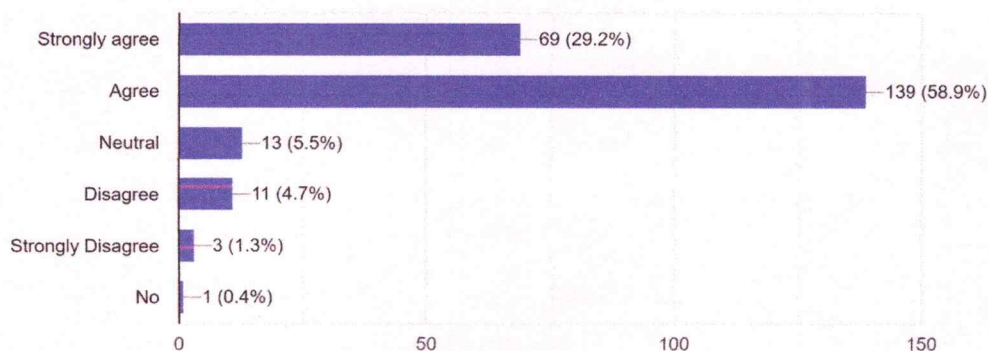
Photocopying facility in the library/ department is available and satisfactory
236 responses



According to above graph 20.3% of the students strongly agree, 66.5% of the students agree and 7.2% of the students are neutral. 5.5% of the students disagree to photocopying facility in the library/department is available and satisfactory. 0.4% of the students have said that photocopying facility in the library/department is not available and satisfactory.

Que.6 Internet facilities are available in the department.

Internet facilities are available in the department
236 responses

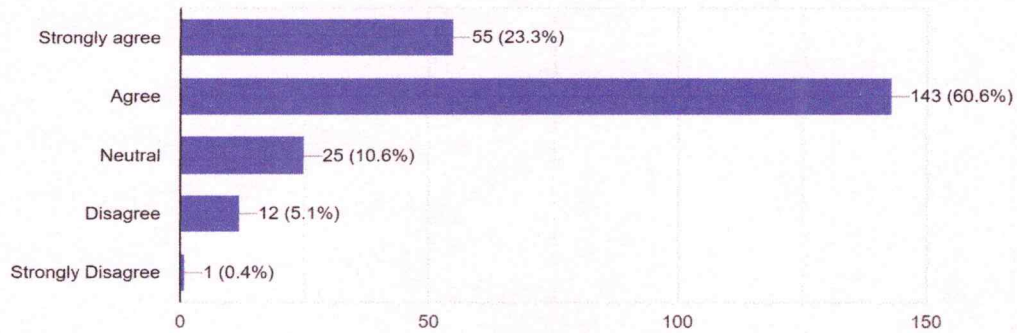


The above graph shows students opinion about Internet facilities are available in the department.29.2% of the students strongly agree. 58.9 % of the students agree. 5.5% of the students are neutral. 4.7% of the students disagree to internet facilities are available in the department.0.4% of the students have said that internet facilities are not available in the department.



Que.7 Online educational resources are available and accessible.

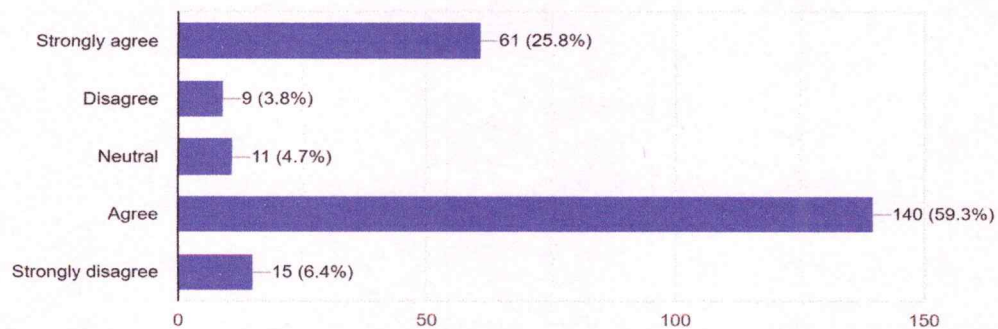
Online educational resources are available and accessible
236 responses



The above graph shows students opinion about online educational resources is available and accessible. 23.3% of the students strongly agree, 60.6% of the students agree, 10.6% of the students are neutral. 5.1% of the students disagree to online educational resources are available and accessible. 0.4 % of the students have said that online educational resources are not available and accessible.

Que.8 The office staff in the department is helpful.

The office staff in the department are helpful.
236 responses

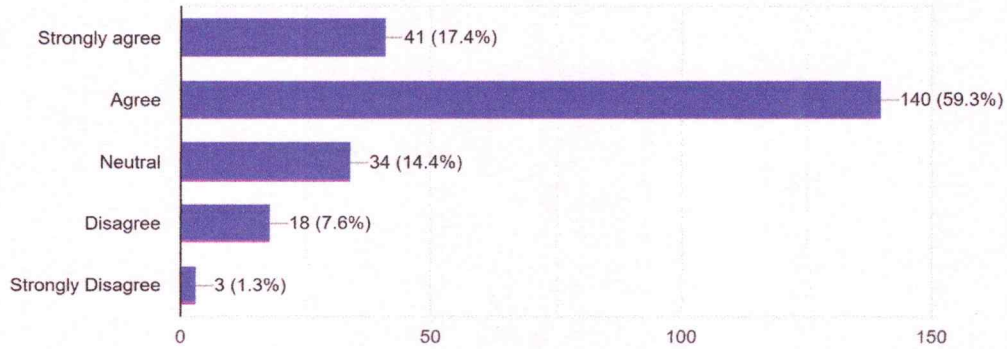


According to the above graph 25.8% of the students strongly agree, 59.3% of the students agree and 4.7% of the students are neutral.3.8% of the students disagree and 6.4% of the students strongly disagree to the office staff in the department are helpful.



Que.9 Toilets/washrooms are hygienic and properly maintained.

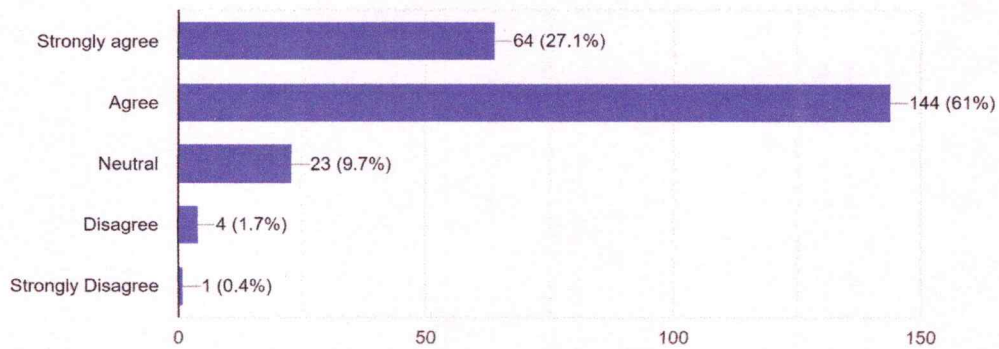
Toilets/washrooms are hygienic and properly maintained.
236 responses



According to above graph 17.4% of the students strongly agree, 59.3% of the students agree, 14.4% of the students are neutral. 7.6% of the students disagree and 1.3 % of the students strongly disagree to toilets/washrooms are hygienic and properly maintained.

Que.10 Clean drinking water is available on the campus.

Clean drinking water is available on the campus.
236 responses

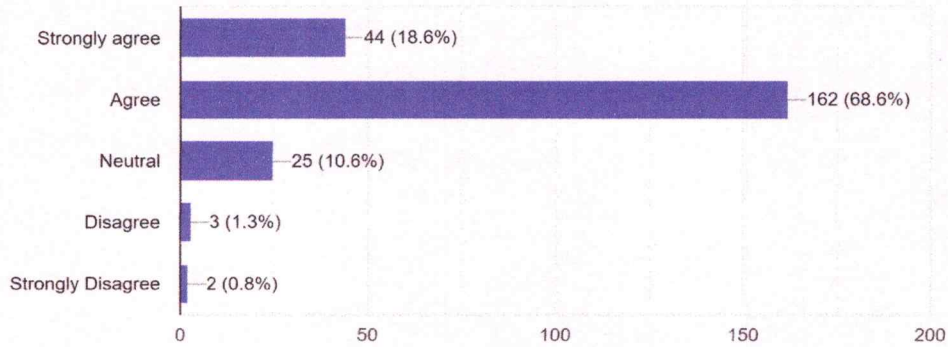


The above graph shows 27.1% of the students strongly agree, 61% of the students agree and 9.7% of the students are neutral. 1.7% of the students disagree and 0.4% of the students disagree to clean drinking water is available on the campus.



Que.11 Grievances/problems redressed/solved well in time.

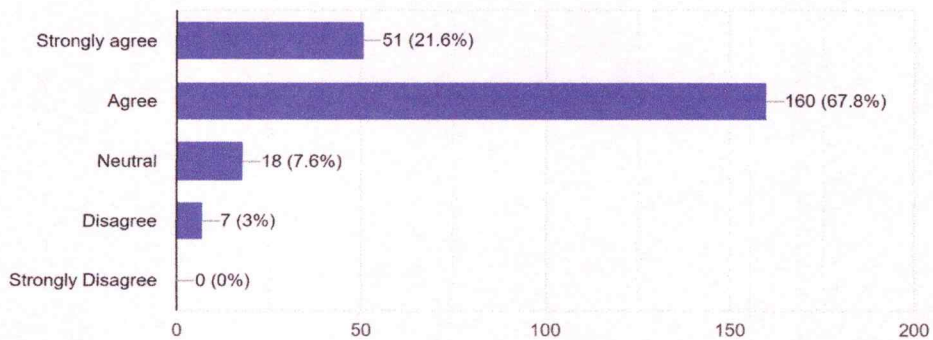
Grievances/problems redressed/solved well in time.
236 responses



According to above graph 18.6% of the students strongly agree, 68.6% of the students agree, 10.6% of the students are neutral. 1.3% of the students disagree and 0.8% of the students are strongly disagree to grievances/problems redressed/solved well in time.

Que.12. The functioning of the placement cell(s) in the institute is satisfactory.

The functioning of the placement cell(s) in the institute is satisfactory
236 responses



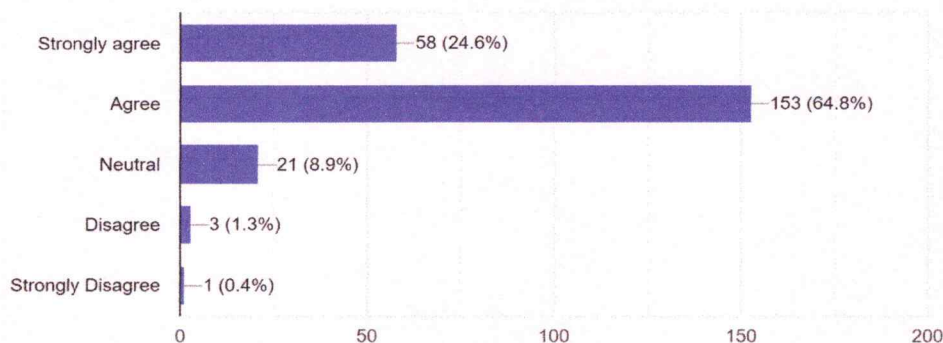
The above graph shows students opinion about functioning of the placement cell(s) in the institute. 21.6% of the students strongly agree, 67.8% of the students agree, 8.99% of the students are neutral.3% of the students disagree to the functioning of the placement cell(s) in the institute is satisfactory.



Que.13 Equipment in the lab(s) is in working condition.

Equipment in the lab(s) are in working condition

236 responses

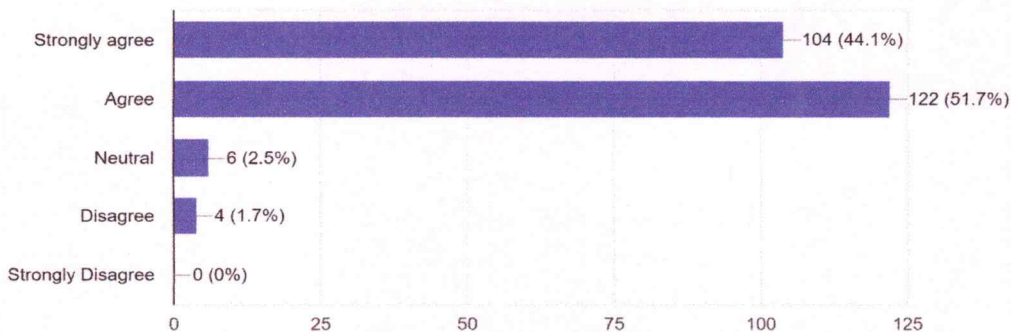


According to the above graph 24.6% of the students strongly agree, 64.8% of the students agree, 8.9% of the students are neutral.1.3% of the students disagree and 0.4% of the students strongly disagree to equipment's in the lab(s) are in working condition.

Que.14 The campus is green and Eco-friendly.

The campus is green and Eco-friendly.

236 responses

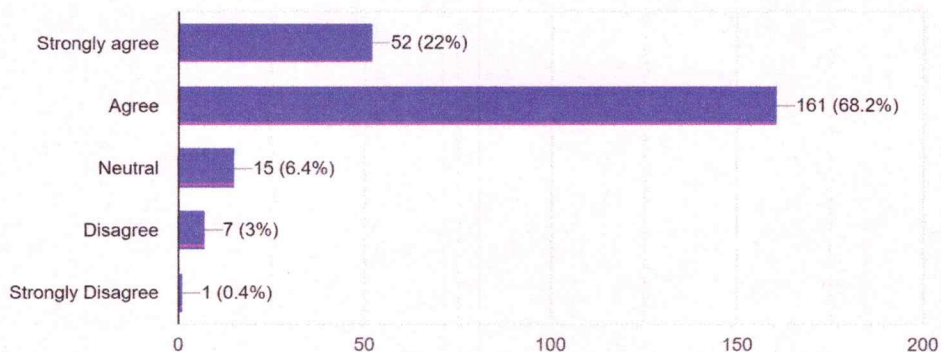


According to above graph 44.1% of the students strongly agree, 51.7% of the students agree, 2.5% of the students are neutral. 1.7% of the students disagree to the campus is green and Eco-friendly.



Que.15 The buildings/classrooms are accessible to differently abled students

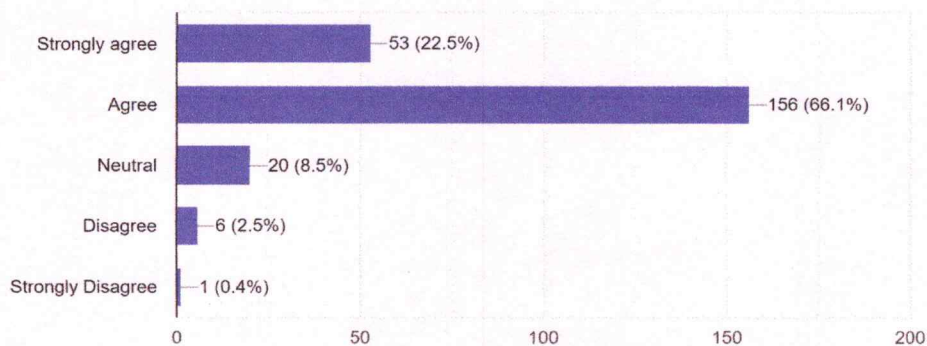
The buildings/classrooms are accessible to differently-abled students
236 responses




The above graph shows 22% of the students strongly agree, 68.2% of the students agree, 6.4% of the students are neutral. 3% of the students disagree and 0.4% of the students strongly disagree to the buildings/classrooms are accessible to differently-abled students.

Que.16 The Classrooms are clean and well maintained.

The classrooms are clean and well maintained.
236 responses

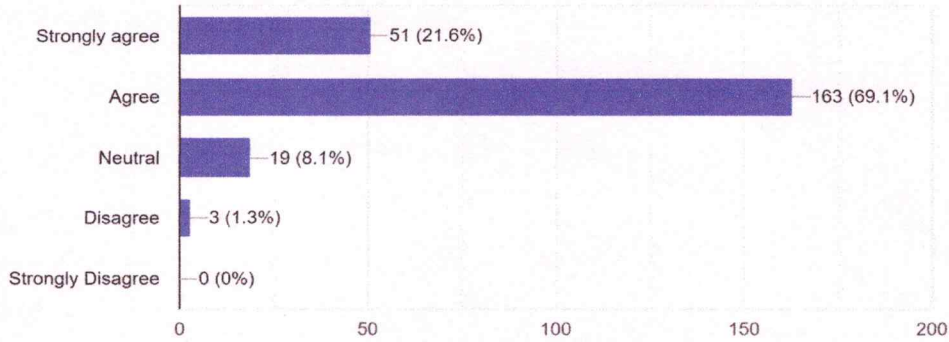


The above graph shows 22.5% of the students strongly agree, 66.1% of the students agree and 8.5% of the students are neutral. 2.5% of the students disagree and 0.4% of the students strongly disagree to the classrooms are clean and well maintained



Que.17 The Campus has adequate power supply.

The campus has adequate power supply.
236 responses



According to the above graph 21.6% of the students strongly agree, 69.1% of the students agree and 8.1% of the students are neutral. 1.3% of the students disagree to the campus has adequate power supply.

Findings:

1. Most of the students have requested that to provide transport facility.
2. Some of the students have said that to provide photocopy facility in library.

Chairman,
Feedback Committee

Principal,
A.S.C. College, Ramanandnagar (Burli)



Rayat Shikshan Santha's

Arts, Science and Commerce College, Ramanandnagar (Burli)

Tal-Palus, Dist. - Sangli (M.S.) India.

Report on,

STUDENTS FEEDBACK ABOUT TEACHER

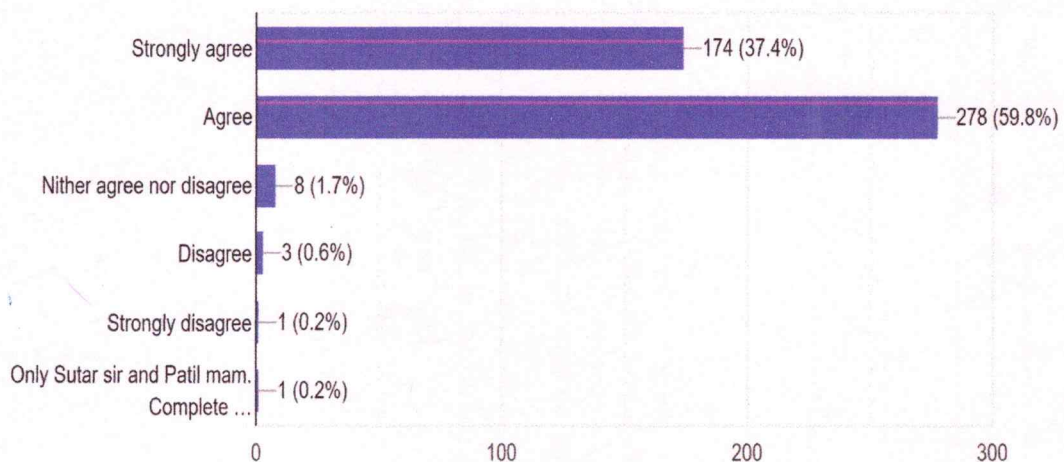
Academic Year 2019-2020

Feedback is one of the most effective teaching and learning strategies and has an immediate impact on learning progress. We are collecting feedback from our students personally. We have designed a special feedback form on curriculum development, Faculty performance and subject review.

❖ **The analysis of student's feedback on the completion of Syllabus:**

1)The teacher completes the entire syllabus in time

465 responses



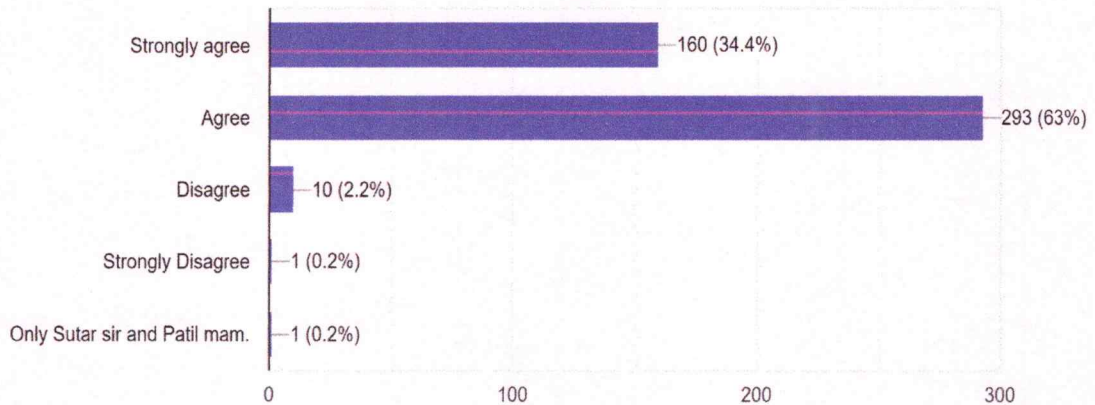
The above graph shows that 37.4% students feel strong agree for completion of entire syllabus in time while 59.8% students agree but 0.6% students are not satisfy about completion of syllabus.



❖ **About Teacher discuss topics and interact in the class:**

2)The teacher discuss topics and interact in the class

465 responses

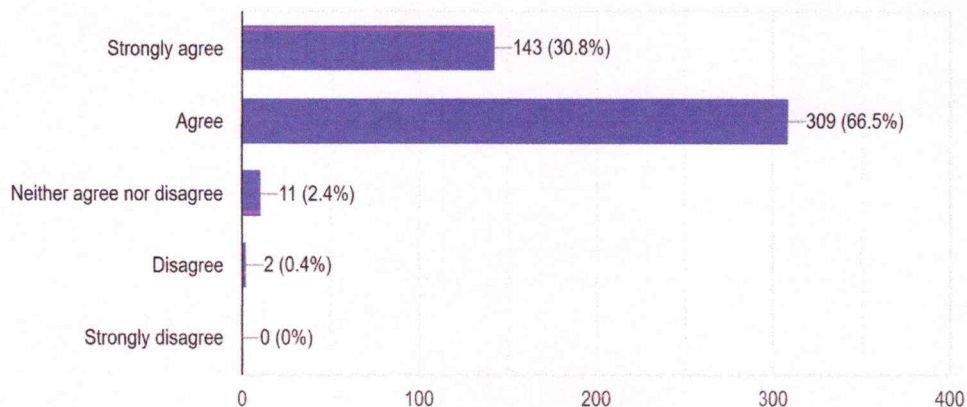


The 34.4% students strongly agree and 63 % students are agree while 2.2% students are disagree for discussion on the topic and interaction by teacher in the class.

❖ **The teacher communicates clearly and inspire me by his teaching:**

3)The teacher communicates clearly and inspire me by his teaching.

465 responses



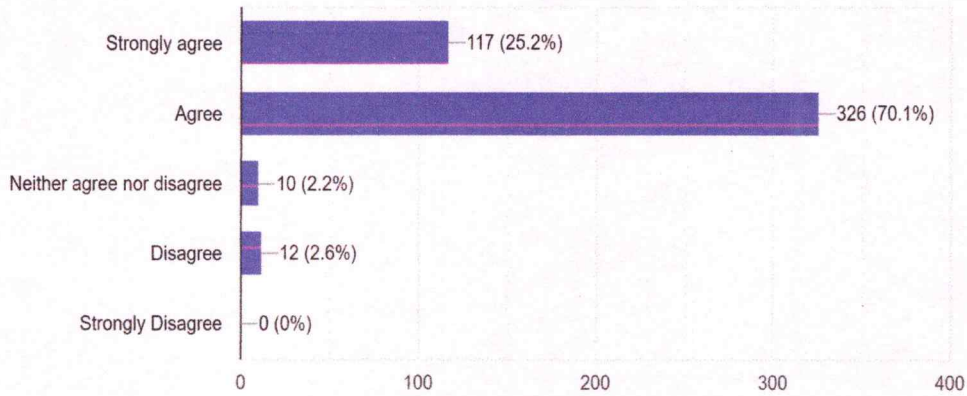
30.8% Students also reported that lecturers provide prompt and comprehensive and they inspired by teaching.66.5% students are agree for the same while 2.4% are not satisfy by their teaching.



❖ **The teacher is punctual in the class:**

4)The teacher is punctual in the class.

465 responses

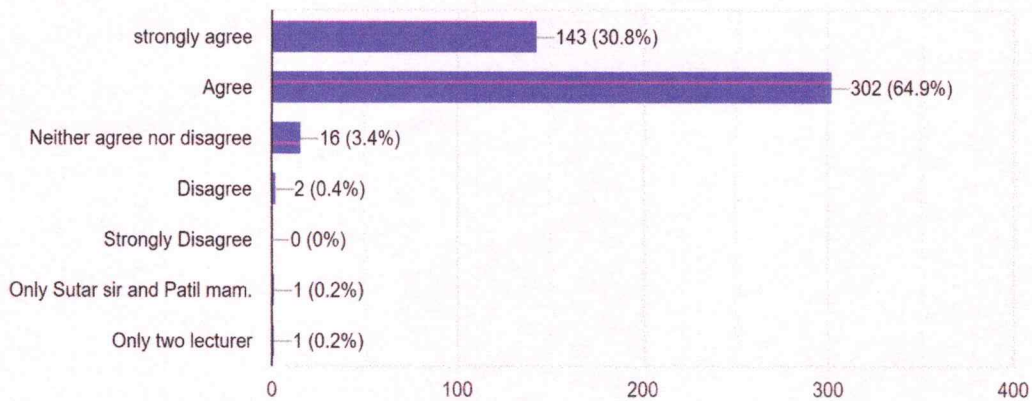


According graph shows 25.2% students feel punctuality about the teacher but 70.1% students also agree punctuality about teacher but 2.6% students are disagree about it.

❖ **The teacher comes well prepared for the class:**

5)The teacher comes well prepared for the class.

465 responses



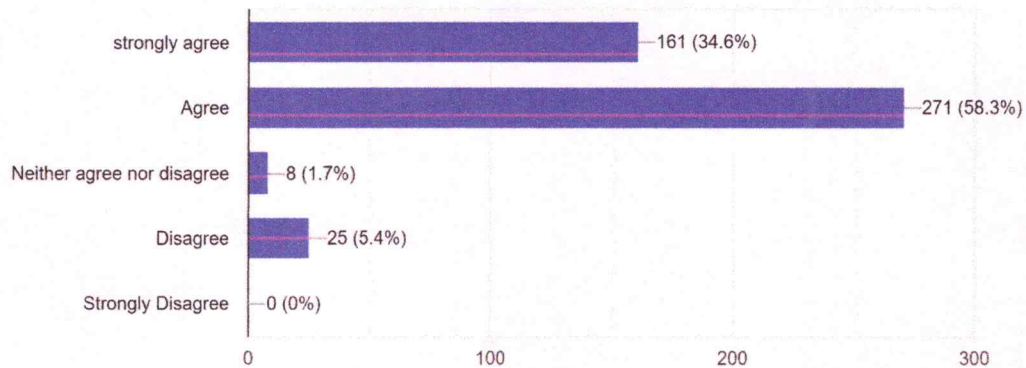
The above graph shows 30.8% students feel strong agree for well preparation of subject content about teacher and 64.9% students agree for their preparation but 0.4% students are not satisfy for their preparation.



❖ **The teacher encourages participation and discussion in the class:**

6)The teacher encourages participation and discussion in the class.

465 responses

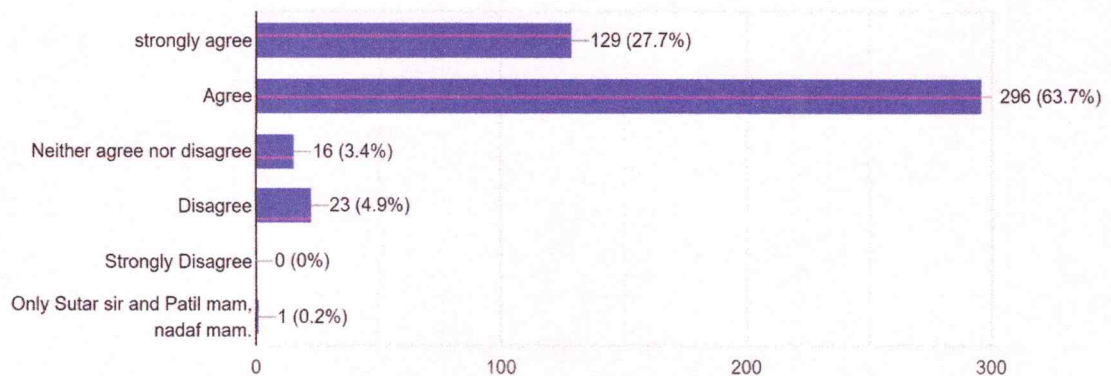


According to above graph 34.6% students strongly agree for the participation and discussion in the class by the teacher while 58.3% students agree for same but 5.4% & students are not satisfied on teachers' encouragement and discussion.

❖ **The teacher uses modern teaching aids, hand out, Suitable references, PowerPoint presentation, web resources:**

7)The teacher uses modern teaching aids, handout, suitable references, power point presentation, web resources etc.

465 responses



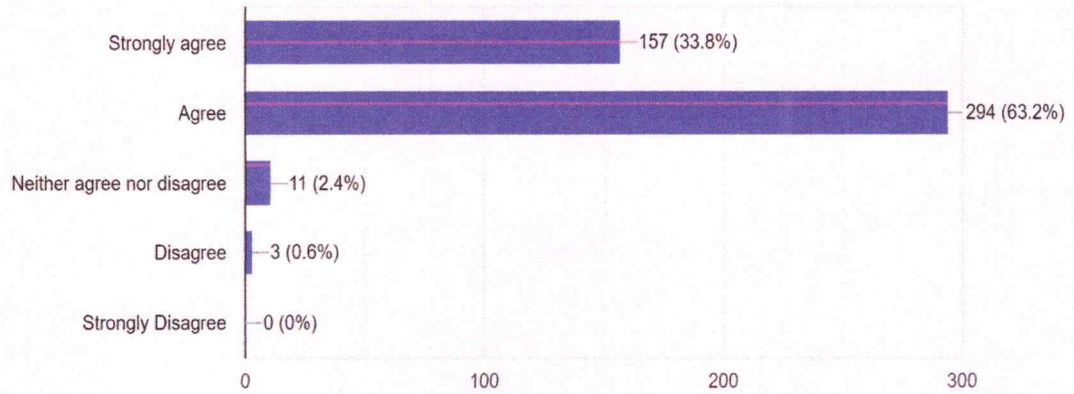
The above graph shows 27.7% students are strongly agree, 63.7% students agree and 3.4% students feel that there is need to add latest technology. While 4.9% students did not require such type of facility.



❖ **The teacher's attitude the students is friendly & helpful:**

8)The teacher's attitude towards the students is friendly & helpful.

465 responses

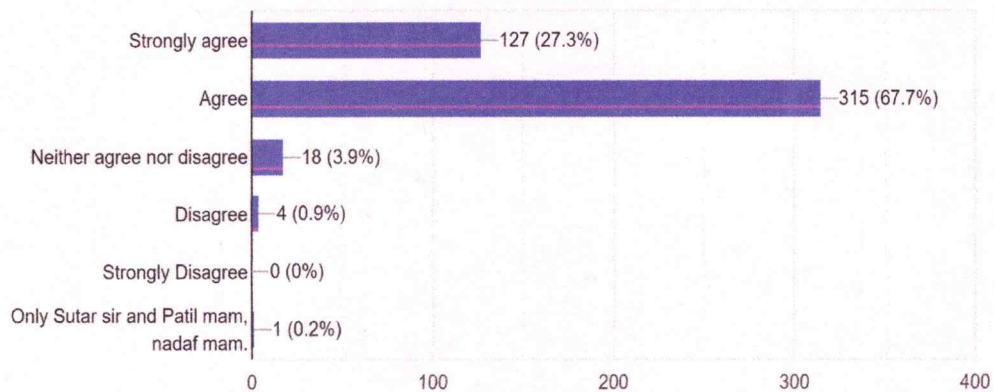


According to above graph 33.5% students feel strong agree on the teachers attitude as friendly and helpful nature while 63.2% students agree on teacher's attitude but 0.6% students are not satisfied on attitude of teachers.

❖ **The teachers is available and accessible in the department:**

9)The teacher is available and accessible in the department.

465 responses



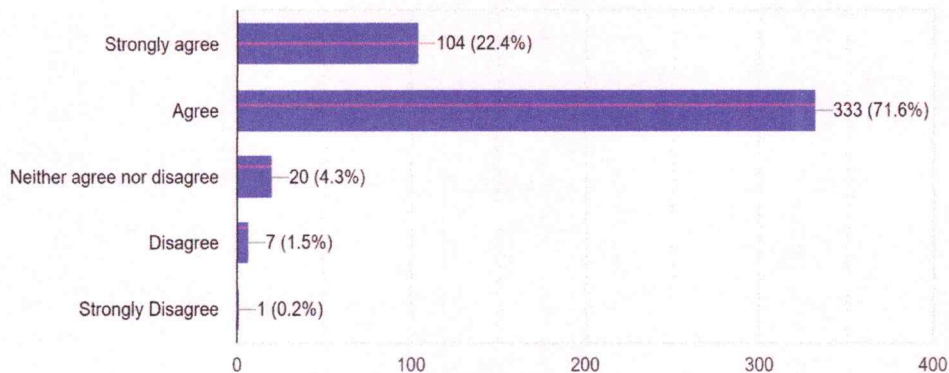
27.3% students have been that teachers is available and accessible in the department while 67.7% students are agree with this statement but 0.9% students are disagree.



❖ **The evaluation process is fair and unbiased:**

10) The evaluation process is fair and unbiased.

465 responses

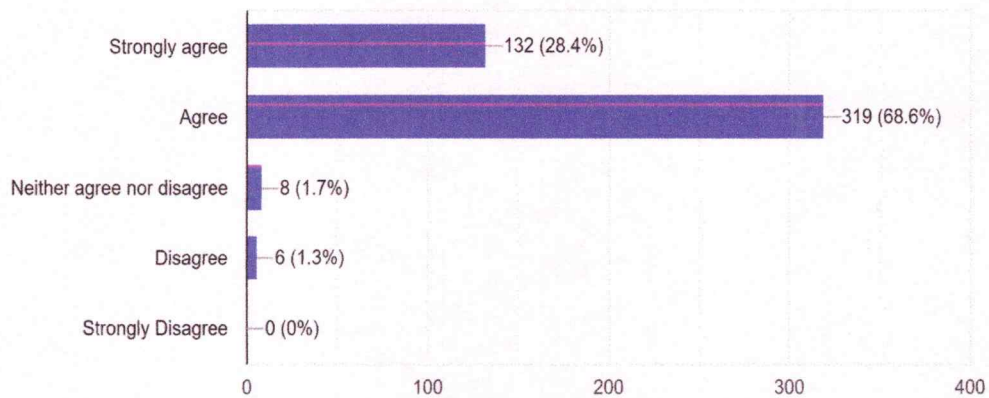


The above graph shows, 22.4 % students are strongly agree on the evaluation process and 71.6 % students are agree on the evaluation process such as fair and unbiased. 1.5% of the students disagree to evaluation process is fair and unbiased.

❖ **Regular and timely feedback is given on your performance:**

11) Regular and timely feedback is given on your performance.

465 responses



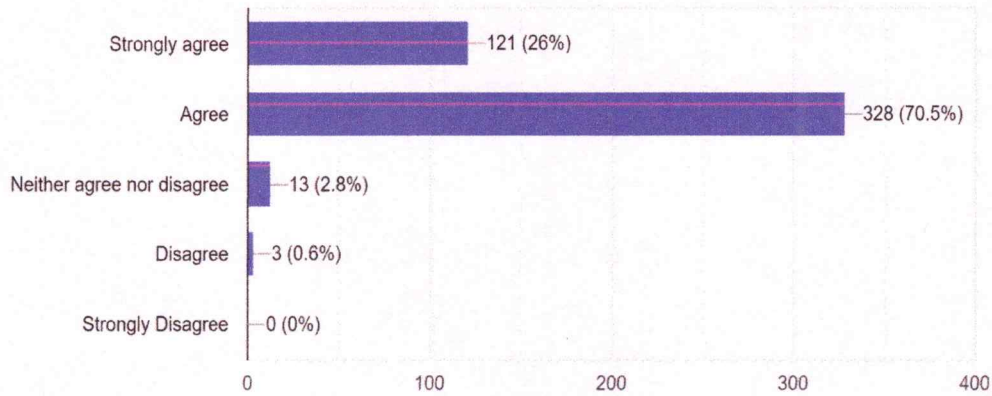
28.4 % students are well satisfied on regular and timely feedback while 68.6 % students satisfied on the same but 1.3 % students dislike it.



❖ **Periodical assessment are conducted as per schedule:**

12) Periodical assessment are conducted as per schedule.

465 responses

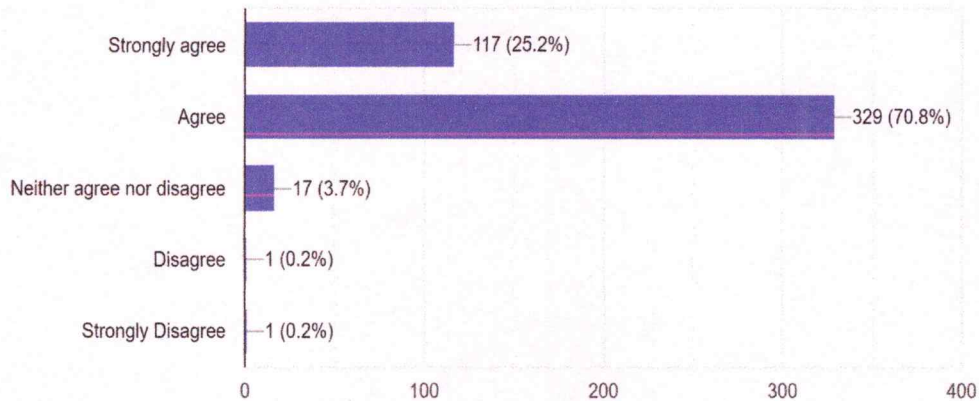


The above graph shows, 26% students are strongly agree for the conduction of periodical assessment and agreed by 70.5 % students but disagreed by 0.6 % students.

❖ **I have learnt and understood the subject materials in this course:**

13) I have learnt and understood the subject materials in this course.

465 responses




Most of the student have learnt and understood the subject materials in this course but only 0.2 % student are not satisfied in this course.



Recommendations and Suggestions:

Students are recommended and suggested to teachers that:

1. Use ICT tools for E-learning.
2. Provide Online study materials.



Chairman,
Feedback Committee



Principal,
A.S.C. College, Ramanandnagar (Burli)



Rayat Shikshan Sanstha's
Arts, Science and Commerce College, Ramanandnagar (Burli)
Feedback Committee

Feedback Analysis of Teachers on College


Academic Year-2019-20

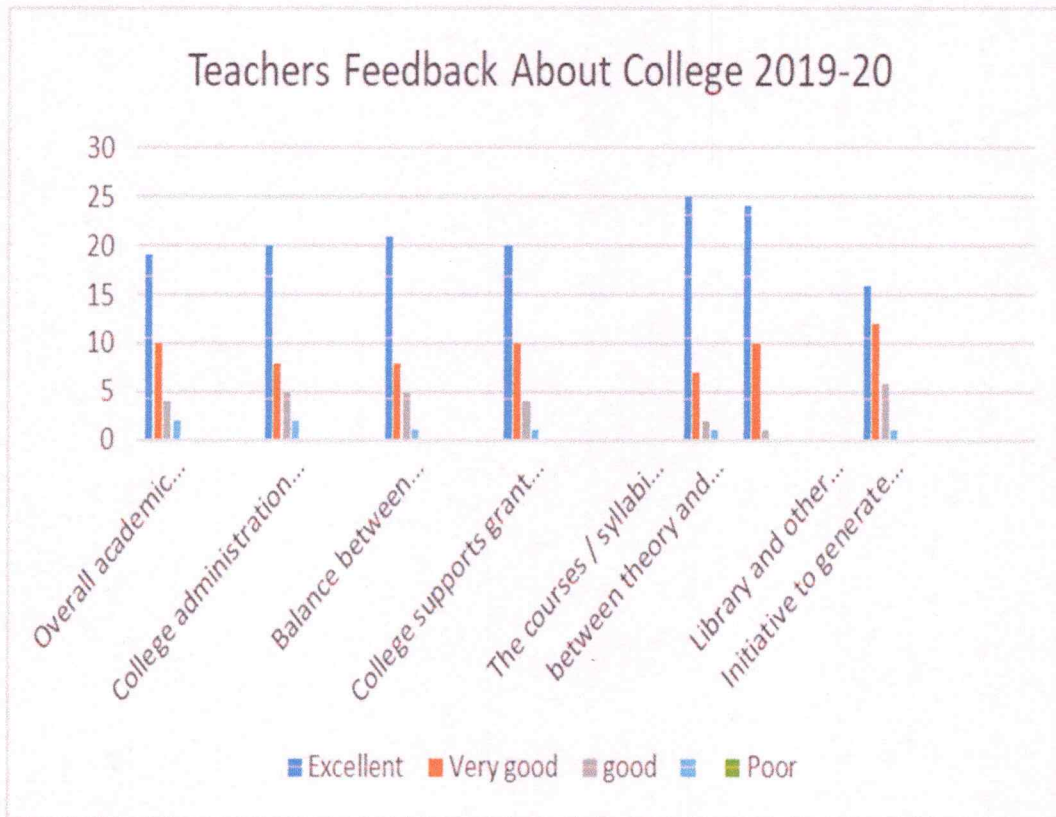
Submitted to

Internal Quality Assurance Cell

We have received 35 teachers' offline feedback on college. There are 17 males and 13 female respondents in the survey sample. Following table shows the summary of the responses given by teacher for each parameter.

Sr. No	Particulars	Excellent	Very good	good	Average	Poor
1	Overall academic atmosphere and culture of the college from a faculty perspective	19	10	4	2	0
2	College administration values and supports from your professional development	20	8	5	2	0
3	Balance between teaching and research expectations by the college	21	8	5	1	0
4	College supports grant applications, research funding and publication opportunities	20	10	4	1	0
5	The courses / syllabi taught by me have a good balance between theory and application	25	7	2	1	0
6	Library and other facilities are suitable for self-learning for students.	24	10	1	0	0
7	Initiative to generate positive impact on the academic ambience of the college.	16	12	6	1	0






All the teachers who participated in this survey are satisfied with the ambience of the college. There are about 54.28% teachers who said that Overall academic atmosphere and culture of the college from a faculty perspective is excellent and 28.57 % teachers agree with good. 56.25% teachers said that the College administration values and supports from your professional development is excellent. All the teachers are satisfied with the Library and other facilities are suitable for self-learning for students. Overall, it seems that majority of the teachers have rated excellent for all the points considered here.

Recommendations and suggestions:

Teachers are recommended and suggested that:

1. Provide Lecture capturing system.

[Signature]
Chairman,
Feedback Committee



[Signature]
Principal,
A.S.C. College, Ramanandnagar (Burli)
Arts, Commerce College,
Ramanandnagar (Burli)

Rayat Shikshan Sanstha's

Arts, Science and Commerce College, Ramanandnagar (Burli)

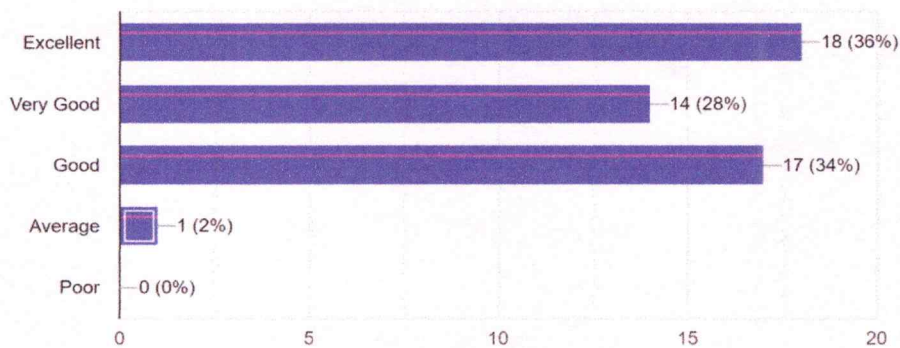
Report on

Alumni Feedback:2019-2020

We believe that alumni feedback is an important source of information for betterment and development of the Institution. This questionnaire is designed to make a survey of the institutional feedback. We have collected feedback from Alumni on Course Content, Teaching Learning Process, Curriculum/Syllabus/Evaluation process, Library/Sports/others and Administration. During the year 2019-2020 alumni feedback was processed and following conclusion was drawn.

+ Admission Process:

Admission procedure
50 responses



The feedback report shows that 36% students felt that Admission process is excellent while 28% of the students felt it is very good and 34% of the students felt good.



Fee Structure:

Fee structure

50 responses

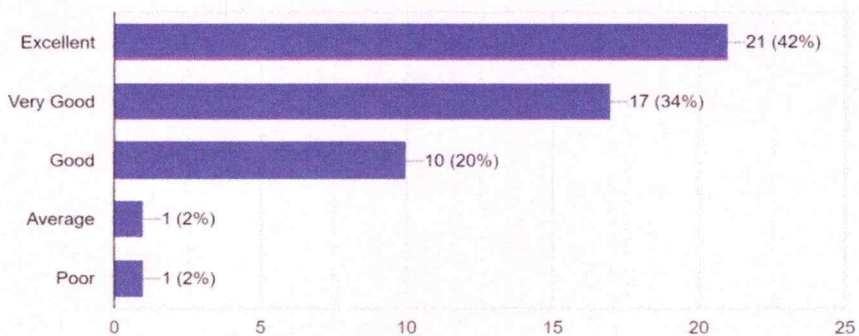


The 16% of the students are strongly agree with the fee structure. The 18% of the students felt very good while 46% students felt good and 22% are average satisfied.

Environment of the College:

Environment

50 responses



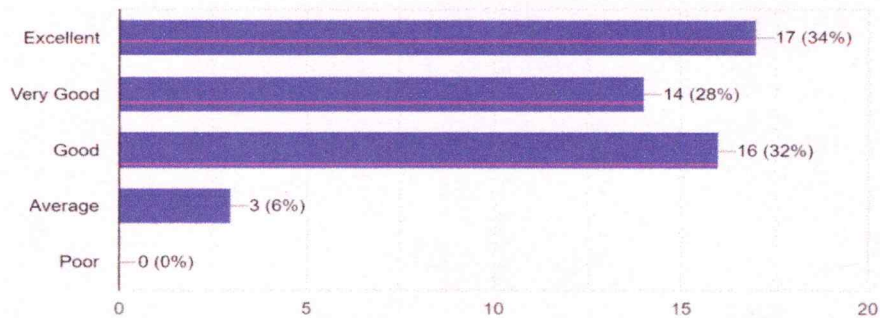
About 42% students reported that college environment is Excellent and 34% said it is very good while 20% said its good but 2% said it is poor.



+ Infrastructure & Lab Facilities:

Infrastructure & Lab Facilities

50 responses

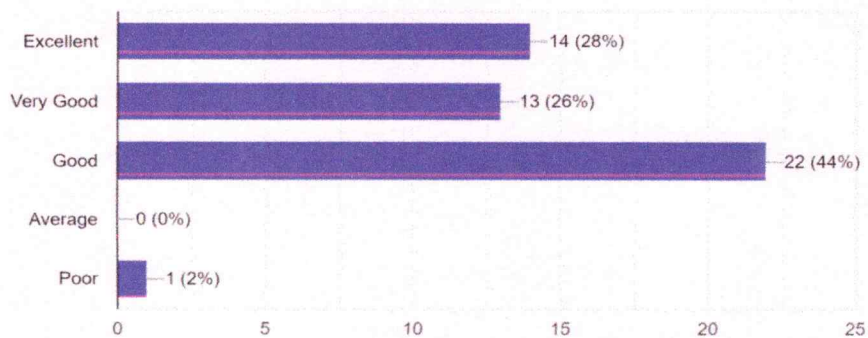


The feedback report shows that 34% students rated infrastructure and Lab Facilities excellent while 28% are rating very good and 32% are feeling it is good but 6% felt that it is an Average.

+ Analysis of Faculty:

Faculty

50 responses




According to Feedback Report, 28% students feel that faculty was excellent and 26% felt it is very good while 44% students thought it is good and 2% students out of total students thought that it is poor.



Project Guidance:

Project Guidance

50 responses

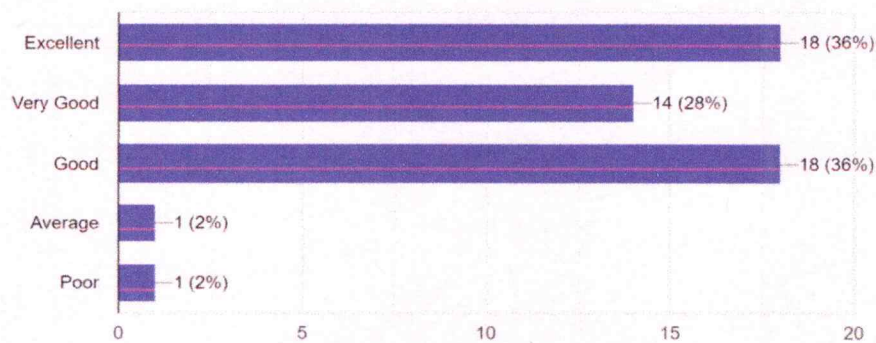


According to the graph, it is showed that 30% students thought that Project Guidance of the faculty was excellent, 26% thought that it is very good while 40% students thought it is good but 4% think it is Average.

Quality of Support Material:

Quality of support material

50 responses




According to the graph, it indicates that quality of support material to the students was excellent according to 36% of the total students, 28% students thought it is very good and 36% of the students thought it is good but 2% students thought it is average and 2% thought it is an average.



+ Opinion about Training and Placement:


Training & Placement
50 responses



The graph shows student's opinion about Training and Placement. 24% students have said that it is excellent and 26% said it is very good while 36% of students said it is good and 10% thought it is average but 6% thought it is poor.

+ Library/ Seminar/Reading:

Library
50 responses



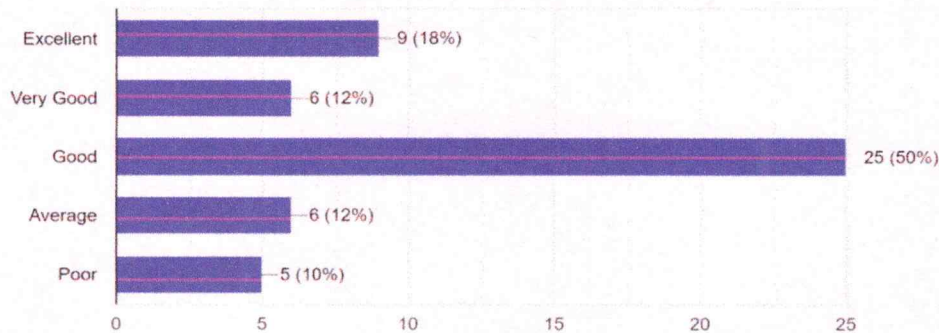
The above graph shows student's opinion about Library and Reading, Seminars taken in the college. 26% students have said that it is excellent, 36% students said it is very good and 40% students said it is good.



✚ Canteen Facility in the College:

Canteen Facility

50 responses

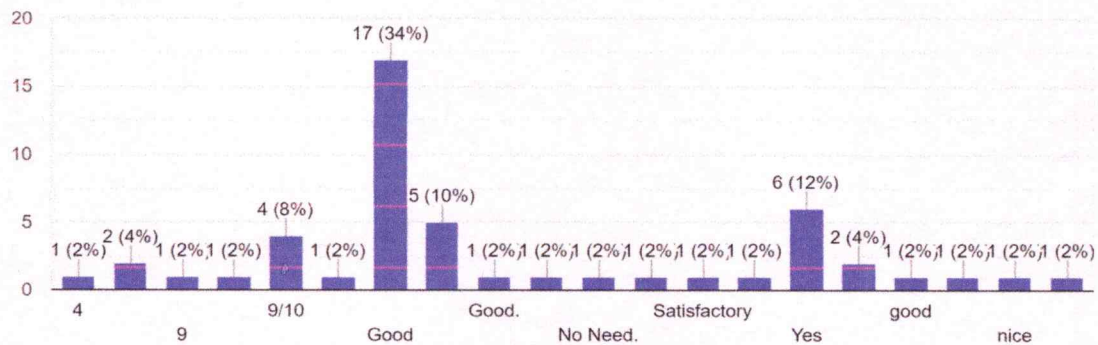


The above graph shows students view about college canteen. 18% students thought it is excellent, 12% students thought that very good and 50% students thought it is good while 12% students thought canteen facility is on average and 10% thought that is poor.

✚ Laboratories and Equipment's of the College:

5a. Laboratories & Equipment's

50 responses



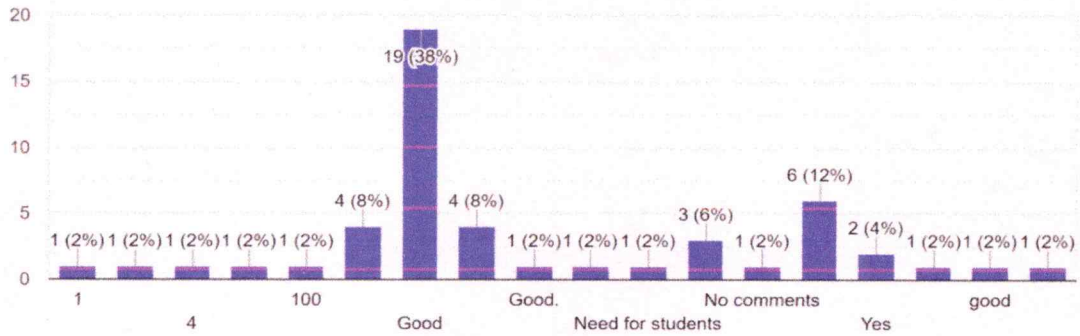
Above graph shows the students opinion about laboratories and equipment's of the college. The graph shows 34% students felt good about it, 12% of students felt it is nice and 2% of total students felt it's satisfactory.



Internet Facility in the College:

5d. Internet

50 responses

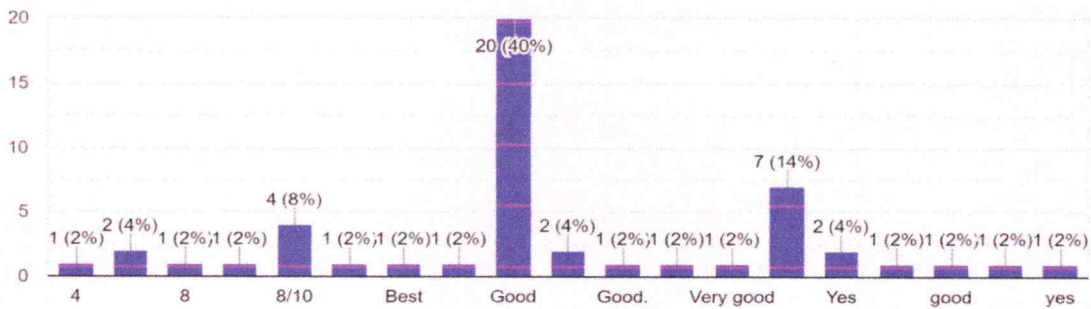


The above graph shows students opinions about Internet facilities are available in the College. 38% of the students gave good comments. 12 % of the students said it's nice. And 12% students gave no comments on the Internet Facility of The College.

Sports and Cultural Activities:

5e. Sports and cultural Facilities.

50 responses



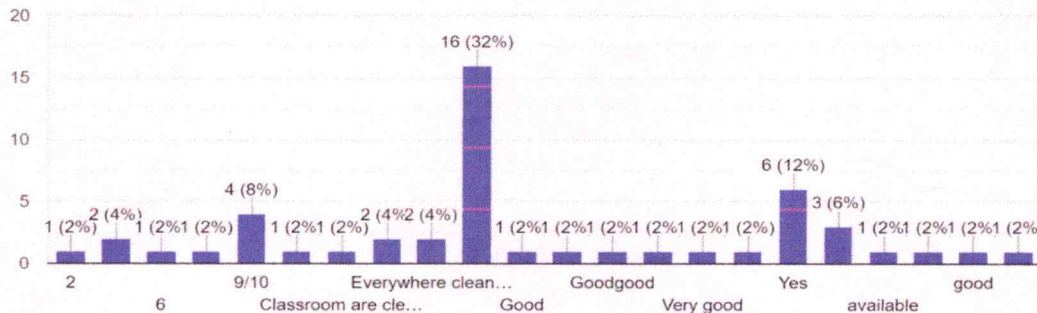
The above graph shows opinion of students in usefulness of sports and cultural facilities as nearly 24% thought its best, 25% have said it's very good and 40% students have said its good.



The Classrooms are clean and well maintained:

5f. Classrooms

50 responses

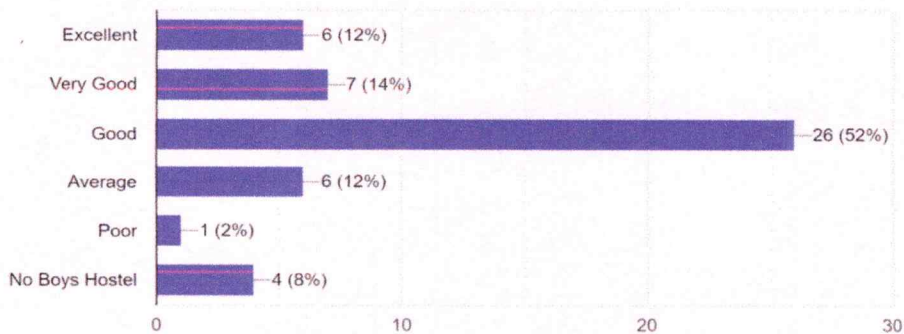


The above graph shows 32% of the students strongly agree, 12% of the students agree and 8% of the students said it's very good. 6% of the students said it's good about classrooms cleanliness and its maintenance.

Hostel Facility of the College:

Hostel Facility

50 responses



Above graph shows that 12% of the students felt Hostel Facility is excellent, 14% students have said its very good, 52% students said its good while 12% thought it's on an average and 2% people thought it's poor.



Overall Rating of the Institute:

Overall Rating of the institute

50 responses

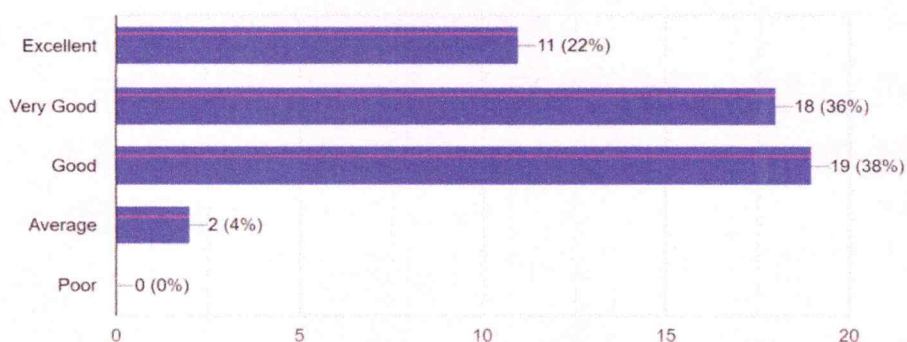


The above graph indicates that overall rating of the Institute. 20% students rated its excellent and 34% students rated as very good also 42% of the students rated as good while 4% rated as an average.

Opinion about Alumni Association/ Network of Old Friends:

Alumni Association/Network of Old Friends

50 responses

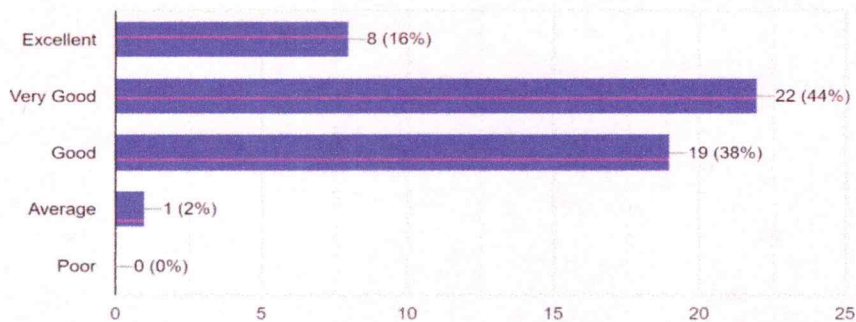


The feedback opinion of the students about Alumni Associations and Network of Old Friends shows that 22% students gave excellent opinion, 36% have said it's very good and 38% students have said good about it while 4% students gave on average opinion.



What is the Caliber of students passing out of this institute?

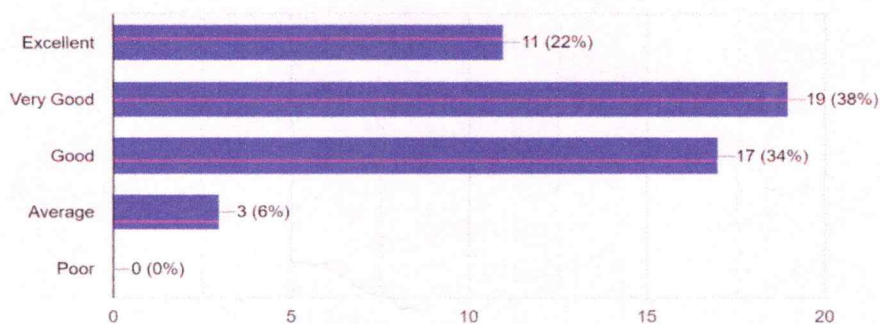
What is the caliber of students passing out of this institute
50 responses



The Feedback we have collected from the students passed out of this Institute shows what the exact caliber a student has. 16% students have excellent caliber, 44% students have very good caliber and 38% of the passed out students have good caliber but only 2% people have an average caliber.

Rating of the Courses they have learnt in relation to their current job:

How do you rate the courses that you have learnt in relations to your current job?
50 responses



The passed out students rated the courses they have learnt in accordance to how the course help them to achieve their current job. 22% people rated that the course was excellent, 38% students

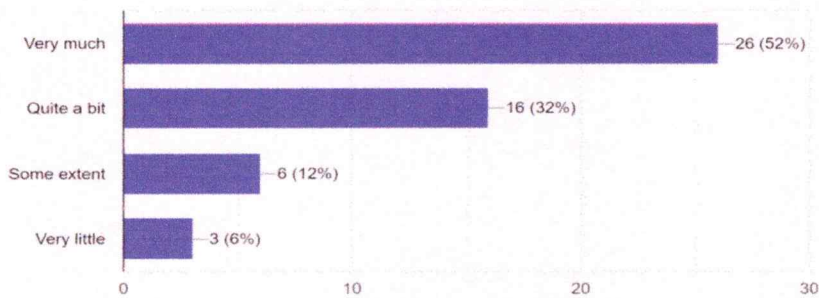


rated as it was very good and 34% students rated it as good while 6% of the people rated it's on an average.

Opinion of the students in preparation and to educate students for graduate and post graduate programmes:

1. Preparation: To educate students for graduate and postgraduate programmes and to succeed in their chosen/related field.

50 responses

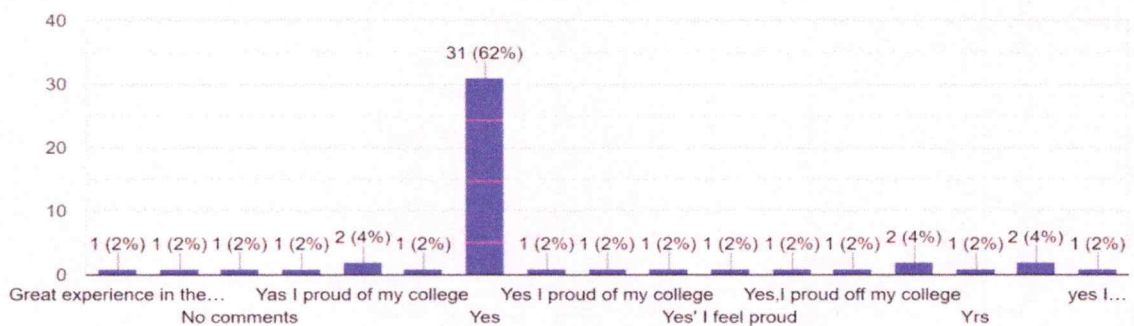


The above graph shows the opinion of the students in preparation and to educate students for graduate and post graduate programmes and success in their choosen field. 52% students have said that it was useful very much, 32% have said that it was quite a bit useful and 12% people thought that it was useful on some extent while 6% students thought it was useful very little.

Do you feel proud to be associated with this College as Alumni?

1. Do you feel proud to be associated with this college as Alumni?

50 responses



When we took feedback from the passed out students of this College whether they feel proud to be associated with this College as Alumni, they have given their views as almost

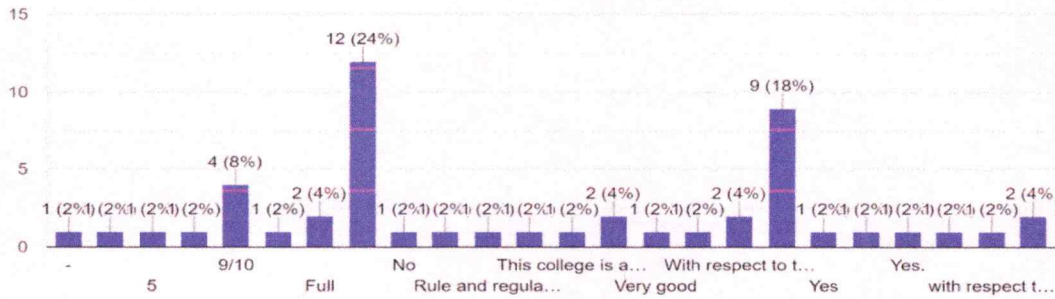


62% students feel proud as Alumni of this College, 18% students said they have great experience in the College and feel proud of this College and as well as feel proud as a they were part of this College.

Rating of the students in developing activities organized by the Department/ College for their overall development:

2. How do you rate developing activities organized by the Department/college/Institute for your overall development?

50 responses

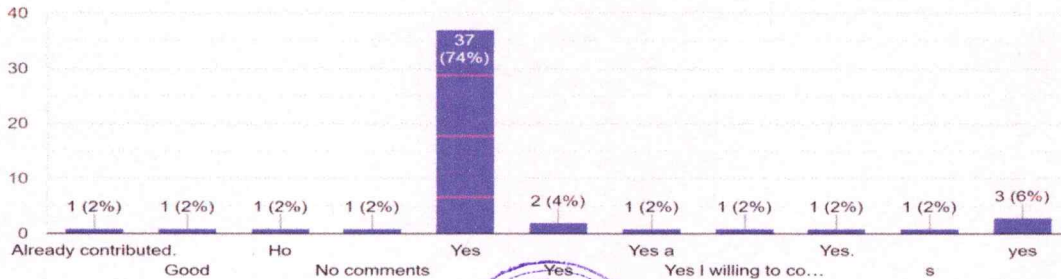


The above graph shows the rating of students about developing activities as 24% students strongly agree with it, 18% are agree and 8% felt its very good but 4% thought its good.

Willingness of the students to contribute to the development of the College:

3. Are you willing to contribute to the development of the college?

50 responses



We have collected views of students passed out from this College about education imparted at ASCC and the report shows that nearly 72% students are satisfied with it and think that it was very useful in getting their present job.

Recommendations and suggestions:

Alumni's are recommended and suggested that:

1. Arrange alumni meet.
2. Provide transport facility.



Chairman,

Feedback Committee

Principal,

A.S.C. College, Ramanandnagar (Burli)



Rayat Shikshan Sanstha's

Arts, Science & Commerce College, Ramanandnagar (Burli)

Analysis of Employers Feedback

2019-2020

Feedback committee of the college has developed questionnaire for the feedback from the employers about the impressions of the college students. The questionnaire consists Sixteen questions deals with the firm of the employers, the performance of the college students on their firms, attitude of the employee, the connection of the curriculum with the work etc. and 16 question is about any suggestion or comment. The questionnaire was circulated among the employers and the collected feedback forms were analyzed. The following findings and the actions were taken based on the analysis.

Findings:

1. Out of total, 98% employers were satisfied with the student employee of the college.
2. All the employers were satisfied with counseling system for the students at the departmental level.
3. All the employers were satisfied with the organization of Co-Curricular activities at the departmental level. They stated that these activities are helpful for the development of their various skills.
4. Out of total 50% employers were self-motivated and taking on appropriate level of responsibility, they have technical knowledge and communication skills.


Recommendations and Suggestions:

Students employers are recommended and suggested that:

1. Start job-oriented courses like food processing.
2. Provide computer lab for commerce students.



Chairman,
Feedback Committee



Principal,
A.S.C. College, Ramanandnagar (Burli)
Arts, Science & Commerce College,
Ramannadnagar (Burli)



Rayat Shikshan Sanstha's
Arts, Science and Commerce College, Ramanandnagar (Burli)
Feedback Committee
Feedback Analysis of Parents about College
Academic Year: 2019-20
Submitted to
Internal Quality Assurance Cell

Introduction and Objectives:

Rayat Shikshan Sanstha's, Arts, Science and Commerce College, Ramanandnagar (Burli) was established in the year 1968. The college aims at the overall development of the students to become entrepreneurs and professionals in the respective disciplines. Every year survey has conducted to assess the satisfaction of all the stakeholders regarding curriculum, teaching, learning, evaluation and infrastructure of the college. Receiving positive and negative feedback are an important in helping monitor and evaluate the provision. Feedback from all stakeholders is a contributing factor to run a successful college or institution.

Methodology:

In academic year 2019-20, we asked all stakeholders to fill a feedback form (provided by college). The feedback forms have also available on the college website. Filling of feedback is mandatory.

Design of Feedback:

The responses from the parents are collected on the four-point scale (Likert scale)

- 5) Very Good
- 6) Good
- 7) Satisfactory
- 8) Unsatisfactory



Data Coding:

Least is best method is used to code data. It means lowest rank is given to the unsatisfactory response and next rank is given to satisfactory response and so on.

- 1) Unsatisfactory
- 2) Satisfactory
- 3) Good
- 4) Very Good

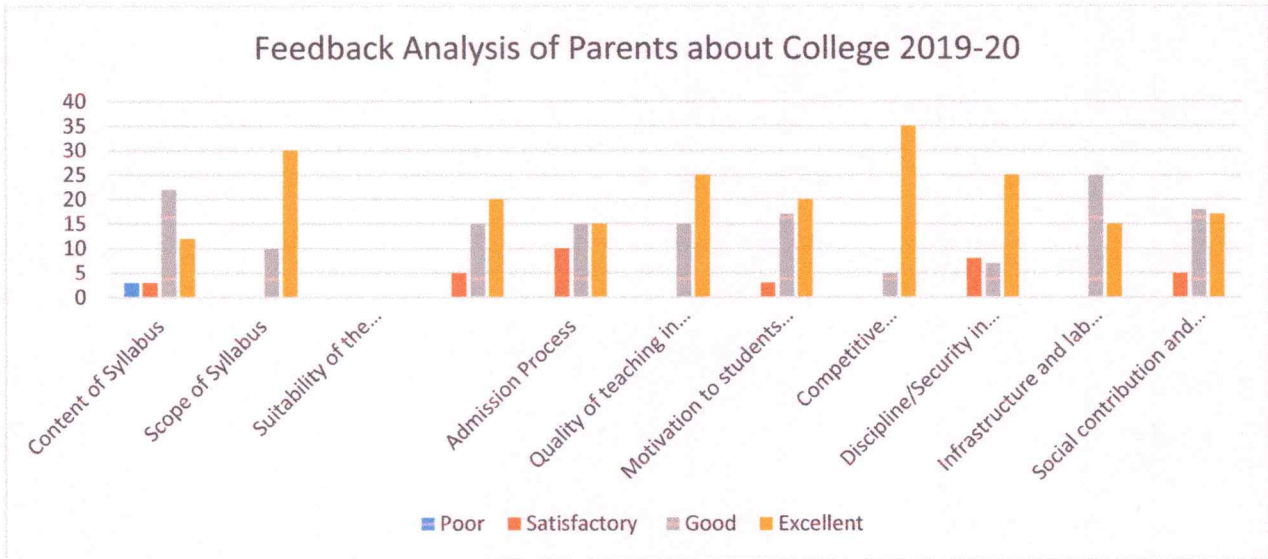
Analysis of Feedback:

Feedback was collected and analyzed by Feedback Analysis Committee of the college. Opinion of all the stakeholders is obtained about each parameter in terms of percentage. Analyze the data using tabular and graphical representation.

Overall Opinion:

Response	Poor	Satisfactory	Good	Excellent
Content of Syllabus	3	3	22	12
Scope of Syllabus	0	0	10	30
Suitability of the course for employment	0	5	15	20
Admission Process	0	10	15	15
Quality of teaching in the college	0	0	15	25
Motivation to students to participate in co-curricular and extra- curricular activities	0	03	17	20
Competitive examination Guidance/Career Oriented Programmes	0	0	5	35
Discipline/Security in college premises	0	8	7	25
Infrastructure and lab facility	0	0	25	15
Social contribution and responsibility of college	0	05	18	17






Conclusion:

Feedback for parents was analyzed and the opinion of the stakeholders is obtained about each parameter in terms of percentage. From feedback the conclusions are: All the respondents are satisfied with the opinion that, Contribution of the college in overall development of your ward, 90% respondents are satisfied with scope of syllabus, more than 90% respondents are admission process of the college. All the respondent's opinion about Quality of teaching in the college, more than 95% respondents are satisfied with the infrastructure and lab facility of the college, more than 95% respondents are satisfied with the discipline/security in college premises.

Suggestion/ Recommendation:

The parent suggested and recommended that

1. Arrange the parent meet frequently for student improvements.
2. Start the Skill oriented course.
3. Provide advanced laboratory equipment.


Chairman,
Feedback Committee




Principal,
A.S.C. College, Ramannadnagar (Burli)
Arts, Science & Commerce College,
Ramannadnagar (Burli)